



NY ASSESSMENT PRACTICE – REVIEWING TESTS

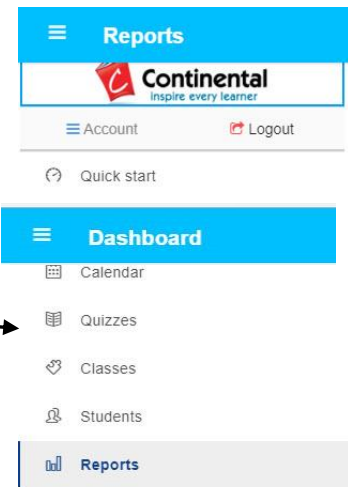
REVIEW STUDENT TESTS

Once your students have completed their tests, you can review results in the Teacher Dashboard. Log into the dashboard using your credentials.

Step 1: Select Reports from the sidebar menu.

Click on "MENU" from the top left corner of your page.

Then select Reports from the menu list.

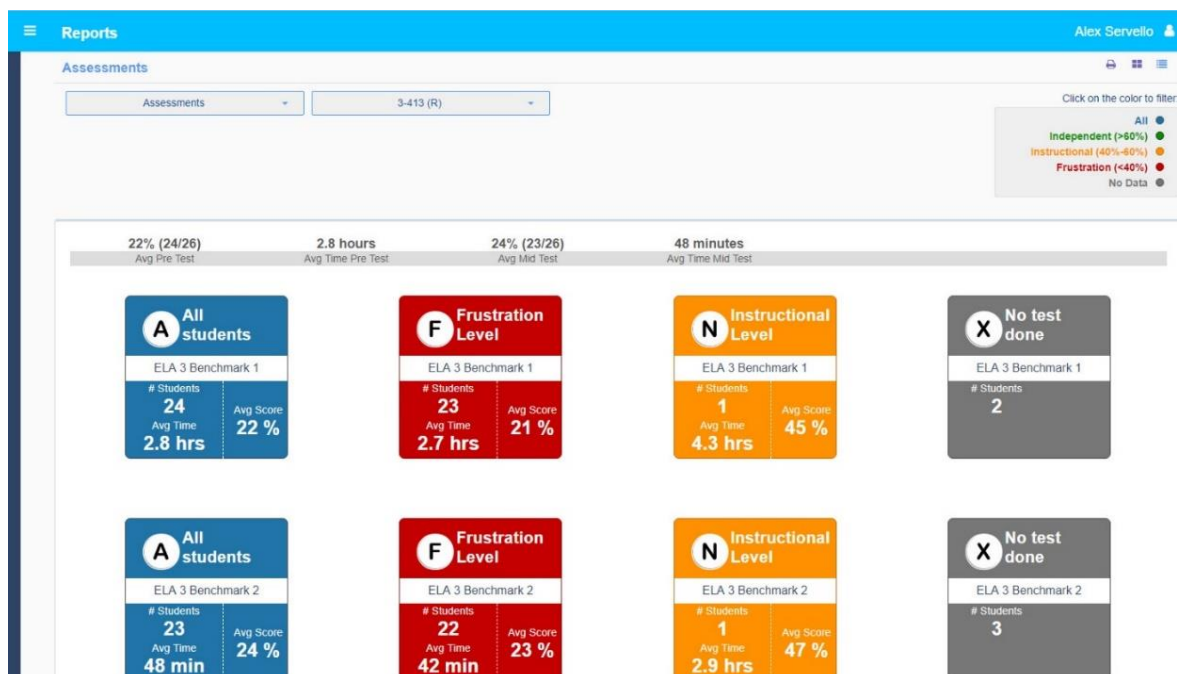


Step 2: Select Assessments and choose the class to view.

On the reports landing page, you can select each class to see how many students have completed the tests, the average time per test and the average score per test. The BrightFish platform assigns a range of "independent," "instructional" or "frustration" level based on the percentage scores.

Step 3: Click on any of the tiles to view the detail report.

You can see the preliminary scores for each student in your class for the multiple choice items. Select the class you want to view from the Classes drop-down list and the test results from the Quiz drop-down list.

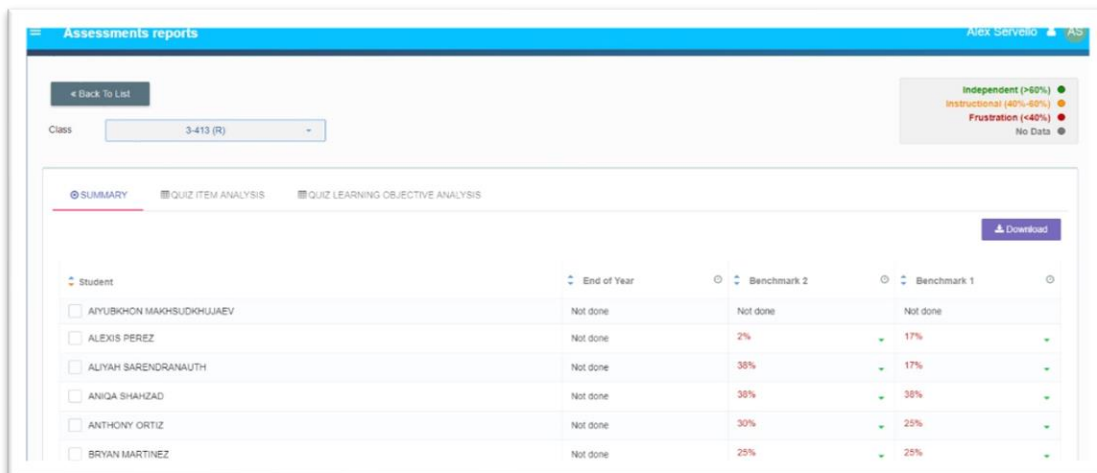


NY ASSESSMENT PRACTICE – REVIEWING TESTS

Review Quiz Items

In the **Quiz Item Analysis** tab, you can review the test answers to each item.

First, select the class and the Quiz you want to view from the pull-down list. Green and red color coding shows correct and incorrect responses at a glance.



Multiple choice (MC) items are automatically scored and the results are shown in the chart. The orange “Needs Review” button indicates that some items are awaiting scoring.



Tip: Scroll to the right using your right arrow key to see the open response questions in the benchmark test and locate the blue Download button.)

Review Multiple Choice Answers

You can click on any of the questions by selecting the red or green box under each question number. You will see the actual student response to that question. Select Answer Feedback to get the rationale for each correct/incorrect response.

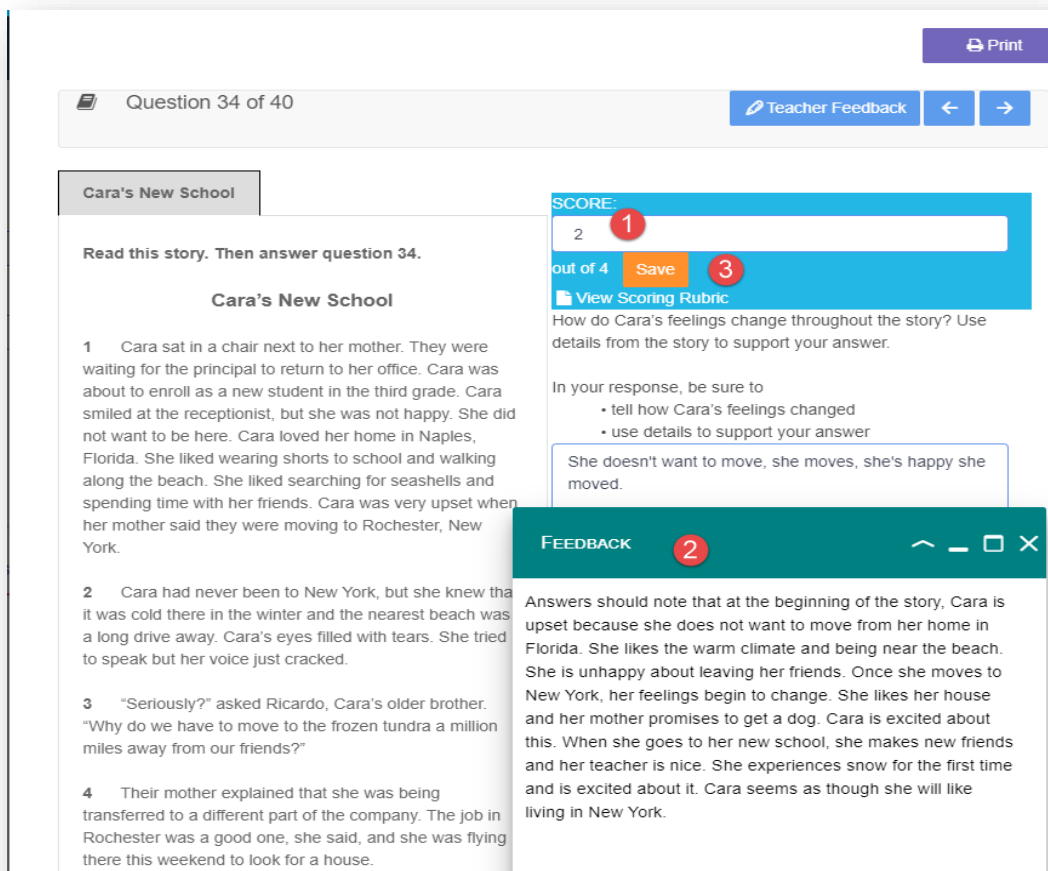
NY ASSESSMENT PRACTICE – REVIEWING TESTS

Score Open Response Questions

You will need to score the open response text questions can be scored from the Item Analysis tab.

(**Tip:** the open response items are usually the last series of questions in the set. Use your right arrow key to scroll to the right and see all questions.)

1. Click on the item to review and score the question in the white Score box. The total possible score is indicated below (e.g. out of 2).
2. Access scoring guidelines for a question by clicking on Answer Feedback.
3. Save your score to update the report and overall test score. Use the arrow key to move to the next question. There are 9 open response questions in total. To exit the question view, click on the x in the top right corner of the page.

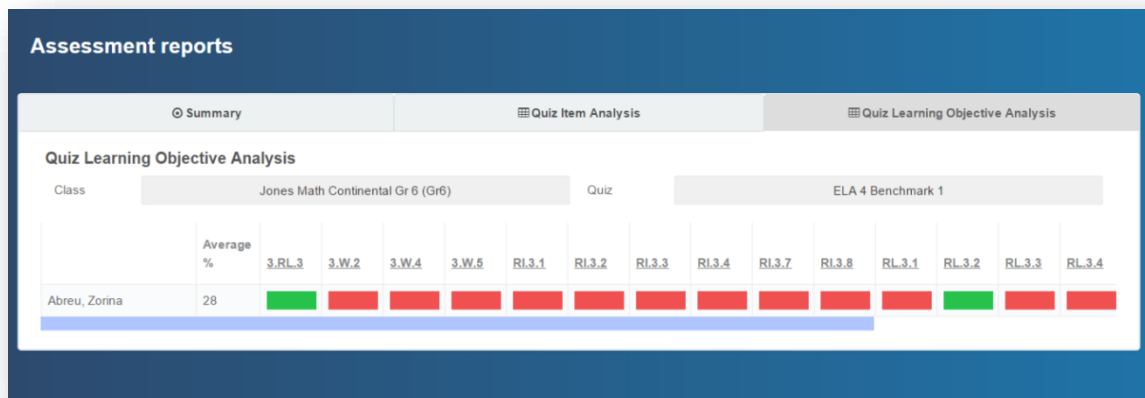


The screenshot displays the assessment interface for "Question 34 of 40". The main content area shows a reading passage titled "Cara's New School" with four paragraphs. To the right of the passage is a "SCORE:" box containing the number "2" and a red circle with "1". Below the score box is a "Save" button with a red circle and "3", and a "View Scoring Rubric" link. The question text asks, "How do Cara's feelings change throughout the story? Use details from the story to support your answer." Below the question is a text input field containing the answer: "She doesn't want to move, she moves, she's happy she moved." A "FEEDBACK" window is open over the bottom right, showing a red circle with "2" and the following text: "Answers should note that at the beginning of the story, Cara is upset because she does not want to move from her home in Florida. She likes the warm climate and being near the beach. She is unhappy about leaving her friends. Once she moves to New York, her feelings begin to change. She likes her house and her mother promises to get a dog. Cara is excited about this. When she goes to her new school, she makes new friends and her teacher is nice. She experiences snow for the first time and is excited about it. Cara seems as though she will like living in New York."

NY ASSESSMENT PRACTICE – REVIEWING TESTS

View Learning Objectives

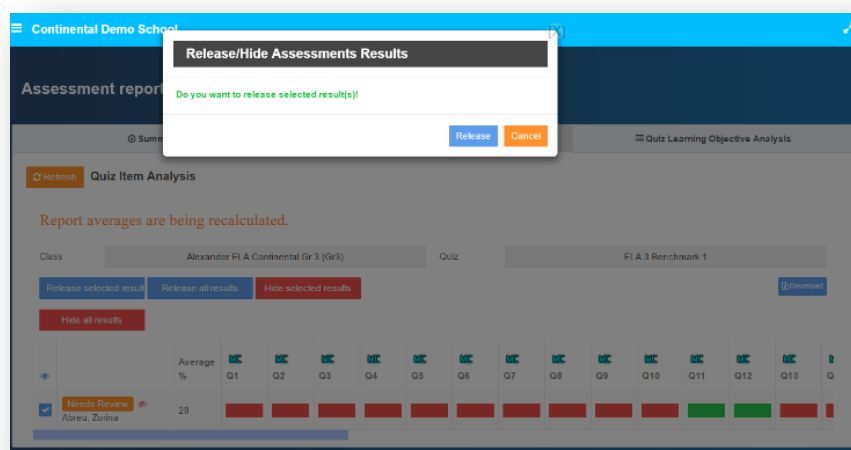
You can also view quiz results by learning objective. Select the class and the subject. Click on the learning objective for a definition of that standard. Red blocks indicate learning objectives that were missed by the student.



Assessment reports																
Summary			Quiz Item Analysis						Quiz Learning Objective Analysis							
Quiz Learning Objective Analysis																
Class	Jones Math Continental Gr 6 (Gr6)					Quiz	ELA 4 Benchmark 1									
	Average %	3.RL.3	3.W.2	3.W.4	3.W.6	RI.3.1	RI.3.2	RI.3.3	RI.3.4	RI.3.7	RI.3.8	RL.3.1	RL.3.2	RL.3.3	RL.3.4	
Abreu, Zorina	28	█	█	█	█	█	█	█	█	█	█	█	█	█	█	

Release Results

After you have finished reviewing and scoring, you can refresh the report to update the score and release the results to students. Check the box to release results for a student or group, then click “Release selected result.” Or select “Release all results” to publish results to the Quiz Results tile in the students’ dashboard.



Continental Demo School

Assessment reports

Release/Hide Assessments Results

Do you want to release selected result(s)?

Release Cancel

Refresh Quiz Item Analysis

Report averages are being recalculated.

Class: Alexander FLA Continental Gr 3 (Gr3) Quiz: FLA.3 Benchmark 1

Release selected result Release all results Hide selected results Download

Hide all results

	Average %	Q1	Q2	Q3	Q4	Q5	Q6	Q7	Q8	Q9	Q10	Q11	Q12	Q13	Q
Abreu, Zorina	28	█	█	█	█	█	█	█	█	█	█	█	█	█	█