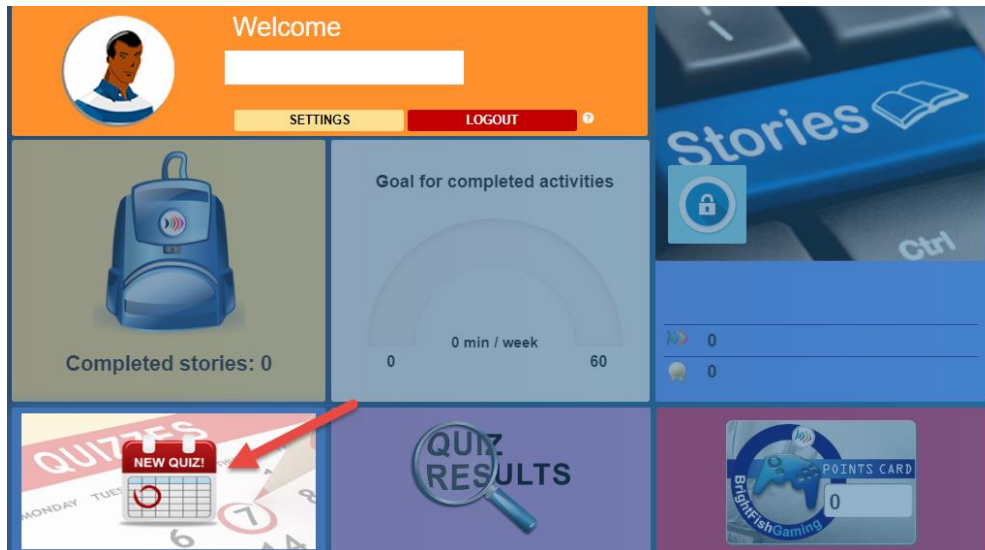


DAY 1 ACTIVITIES: STUDENTS

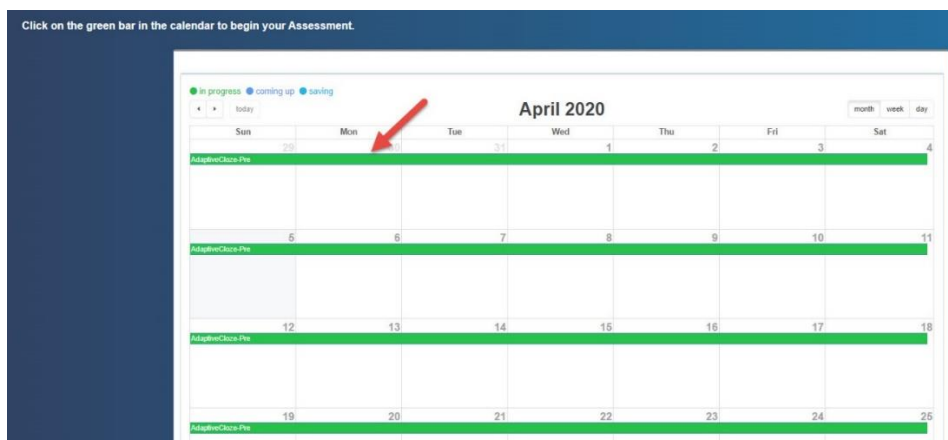
First Activity - The Cloze Passage Quiz (Approximately 15-20 minutes)

When you first log in, you will see a short video and tutorial with information to help you navigate the program. There is audio so we recommend using headsets.

Once the tutorial is done, click on the **Quizzes** tile to start the pre-test Quiz.



This will bring up a calendar with a green bar. **Click on the green** bar to start the test. You will need to complete 3-4 short passages by selecting the correct missing word from the list in the drop-down box. The test should take about 15-20 minutes.



Troubleshooting tip: If you don't see the flashing "new quiz" icon on your page, you may need to update your browser to the latest version. To run the browser test, click here:

<https://www.whatismybrowser.com/>

DAY 1 ACTIVITIES: STUDENTS

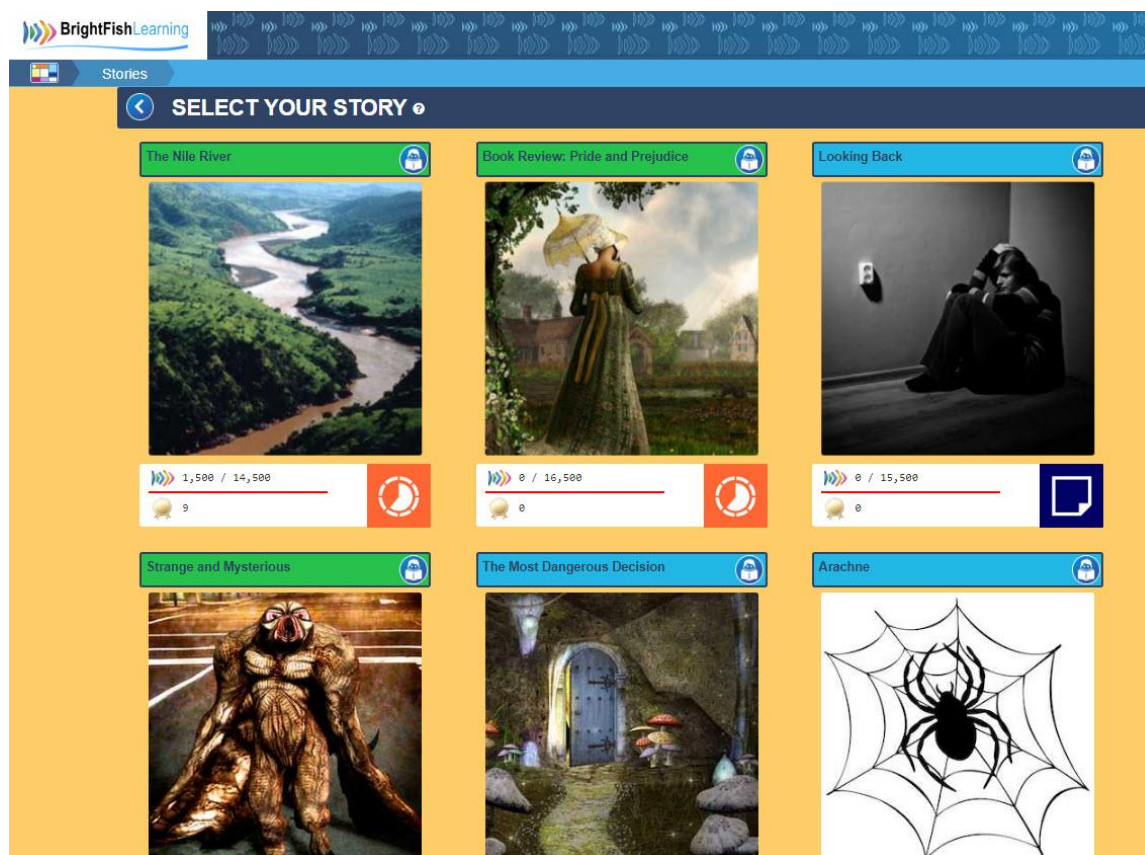
Submit test as final: Once the test is done, submit it as final. If you save and exit the test without submitting it as final, all work will be saved. Click on the Quizzes tile the next time you log in to finish the test. The Stories Tile stays locked until you have finished the test.

Activity #2: Select a Story (Each Story Unit: Approximately 1 hour)

Now click on the Stories Tile to start your first story unit. Tiles will only open when the previous activity is completed. You will work on the introduction, word fluency, vocabulary and comprehension sections to complete each story unit. At the end of the session, you can log out from your main dashboard page. All work is saved, so the next time you log in, just continue where you left off. It takes about 60-90 minutes to complete each story.

View a model lesson here:

<https://www.brightfishlearning.com/knowledge-base/model-lesson-for-students/>



The screenshot displays the 'SELECT YOUR STORY' interface on the BrightFish Learning platform. The interface features a grid of six story tiles, each with a title, a representative image, and a progress indicator. The tiles are arranged in two rows of three. The top row includes 'The Nile River' (with a river image), 'Book Review: Pride and Prejudice' (with a woman in a long dress), and 'Looking Back' (with a person in a dark room). The bottom row includes 'Strange and Mysterious' (with a creature image), 'The Most Dangerous Decision' (with a cave entrance), and 'Arachne' (with a spiderweb image). Each tile has a progress bar and a lock icon, indicating that the stories are currently locked.